

ISSN 2518-1483 (Online),
ISSN 2224-5227 (Print)

2019 • 6

ҚАЗАҚСТАН РЕСПУБЛИКАСЫ
ҰЛТТЫҚ ҒЫЛЫМ АКАДЕМИЯСЫНЫҢ
БАЯНДАМАЛАРЫ

ДОКЛАДЫ

НАЦИОНАЛЬНОЙ АКАДЕМИИ НАУК
РЕСПУБЛИКИ КАЗАХСТАН

REPORTS

OF THE NATIONAL ACADEMY OF SCIENCES
OF THE REPUBLIC OF KAZAKHSTAN

PUBLISHED SINCE 1944



ALMATY, NAS RK

Бас редакторы
х.ғ.д., проф., ҚР ҰҒА академигі **М.Ж. Жұрынов**

Редакция алқасы:

Адекенов С.М. проф., академик (Қазақстан) (бас ред. орынбасары)
Величкин В.И. проф., корр.-мүшесі (Ресей)
Вольдемар Вуйцик проф. (Польша)
Гончарук В.В. проф., академик (Украина)
Гордиенко А.И. проф., академик (Белорус)
Дука Г. проф., академик (Молдова)
Илолов М.И. проф., академик (Тәжікстан),
Леска Богуслава проф. (Польша),
Локшин В.Н. проф. чл.-корр. (Қазақстан)
Нараев В.Н. проф. (Ресей)
Неклюдов И.М. проф., академик (Украина)
Нур Изура Удзир проф. (Малайзия)
Перни Стефано проф. (Ұлыбритания)
Потапов В.А. проф. (Украина)
Прокопович Полина проф. (Ұлыбритания)
Омбаев А.М. проф., корр.-мүшесі (Қазақстан)
Өтелбаев М.О. проф., академик (Қазақстан)
Садыбеков М.А. проф., корр.-мүшесі (Қазақстан)
Сатаев М.И. проф., корр.-мүшесі (Қазақстан)
Северский И.В. проф., академик (Қазақстан)
Сикорски Марек проф., (Польша)
Рамазанов Т.С. проф., академик (Қазақстан)
Такибаев Н.Ж. проф., академик (Қазақстан), бас ред. орынбасары
Харин С.Н. проф., академик (Қазақстан)
Чечин Л.М. проф., корр.-мүшесі (Қазақстан)
Харун Парлар проф. (Германия)
Энджун Гао проф. (Қытай)
Эркебаев А.Э. проф., академик (Қырғыстан)

«Қазақстан Республикасы Ұлттық ғылым академиясының баяндамалары»

ISSN 2518-1483 (Online),

ISSN 2224-5227 (Print)

Меншіктенуші: «Қазақстан Республикасының Ұлттық ғылым академиясы» Республикалық қоғамдық бірлестігі (Алматы қ.)
Қазақстан республикасының Мәдениет пен ақпарат министрлігінің Ақпарат және мұрағат комитетінде 01.06.2006 ж.
берілген №5540-Ж мерзімдік басылым тіркеуіне қойылу туралы куәлік

Мерзімділігі: жылына 6 рет.

Тиражы: 500 дана.

Редакцияның мекенжайы: 050010, Алматы қ., Шевченко көш., 28, 219 бөл., 220, тел.: 272-13-19, 272-13-18,
<http://reports-science.kz/index.php/en/archive>

© Қазақстан Республикасының Ұлттық ғылым академиясы, 2019

Типографияның мекенжайы: «Аруна» ЖК, Алматы қ., Муратбаева көш., 75.

Главный редактор
д.х.н., проф., академик НАН РК **М. Ж. Журинов**

Редакционная коллегия:

Адекенов С.М. проф., академик (Казахстан) (зам. гл. ред.)
Величкин В.И. проф., чл.-корр. (Россия)
Вольдемар Вуйцик проф. (Польша)
Гончарук В.В. проф., академик (Украина)
Гордиенко А.И. проф., академик (Беларусь)
Дука Г. проф., академик (Молдова)
Илолов М.И. проф., академик (Таджикистан),
Леска Богуслава проф. (Польша),
Локшин В.Н. проф. чл.-корр. (Казахстан)
Нараев В.Н. проф. (Россия)
Неклюдов И.М. проф., академик (Украина)
Нур Изура Удзир проф. (Малайзия)
Перни Стефано проф. (Великобритания)
Потапов В.А. проф. (Украина)
Прокопович Полина проф. (Великобритания)
Омбаев А.М. проф., чл.-корр. (Казахстан)
Отелбаев М.О. проф., академик (Казахстан)
Садыбеков М.А. проф., чл.-корр. (Казахстан)
Сатаев М.И. проф., чл.-корр. (Казахстан)
Северский И.В. проф., академик (Казахстан)
Сикорски Марек проф., (Польша)
Рамазанов Т.С. проф., академик (Казахстан)
Такибаев Н.Ж. проф., академик (Казахстан), зам. гл. ред.
Харин С.Н. проф., академик (Казахстан)
Чечин Л.М. проф., чл.-корр. (Казахстан)
Харун Парлар проф. (Германия)
Энджун Гао проф. (Китай)
Эркебаев А.Э. проф., академик (Кыргызстан)

Доклады Национальной академии наук Республики Казахстан»

ISSN 2518-1483 (Online),

ISSN 2224-5227 (Print)

Собственник: Республиканское общественное объединение «Национальная академия наук Республики Казахстан» (г. Алматы)

Свидетельство о постановке на учет периодического печатного издания в Комитете информации и архивов Министерства культуры и информации Республики Казахстан №5540-Ж, выданное 01.06.2006 г.

Периодичность: 6 раз в год.

Тираж: 500 экземпляров

Адрес редакции: 050010, г.Алматы, ул.Шевченко, 28, ком.218-220, тел. 272-13-19, 272-13-18

<http://reports-science.kz/index.php/en/archive>

©Национальная академия наук Республики Казахстан, 2019 г.

Адрес типографии: ИП «Аруна», г.Алматы, ул.Муратбаева, 75

E d i t o r i n c h i e fdoctor of chemistry, professor, academician of NAS RK **M.Zh. Zhurinov****E d i t o r i a l b o a r d:****Adekenov S.M.** prof., academician (Kazakhstan) (deputy editor in chief)**Velichkin V.I.** prof., corr. member (Russia)**Voitsik Valdemar** prof. (Poland)**Goncharuk V.V.** prof., academician (Ukraine)**Gordiyenko A.I.** prof., academician (Belarus)**Duka G.** prof., academician (Moldova)**Iolov M.I.** prof., academician (Tadjikistan),**Leska Boguslava** prof. (Poland),**Lokshin V.N.** prof., corr. member. (Kazakhstan)**Narayev V.N.** prof. (Russia)**Nekludov I.M.** prof., academician (Ukraine)**Nur Izura Udzir** prof. (Malaysia)**Perni Stephano** prof. (Great Britain)**Potapov V.A.** prof. (Ukraine)**Prokopovich Polina** prof. (Great Britain)**Ombayev A.M.** prof., corr. member. (Kazakhstan)**Otelbayv M.O.** prof., academician (Kazakhstan)**Sadybekov M.A.** prof., corr. member. (Kazakhstan)**Satayev M.I.** prof., corr. member. (Kazakhstan)**Severskiy I.V.** prof., academician (Kazakhstan)**Sikorski Marek** prof., (Poland)**Ramazanov T.S.** prof., academician (Kazakhstan)**Takibayev N.Zh.** prof., academician (Kazakhstan), deputy editor in chief**Kharin S.N.** prof., academician (Kazakhstan)**Chechin L.M.** prof., corr. member. (Kazakhstan)**Kharun Parlar** prof. (Germany)**Endzhun Gao** prof. (China)**Erkebayev A.Ye.** prof., academician (Kyrgyzstan)**Reports of the National Academy of Sciences of the Republic of Kazakhstan.****ISSN 2224-5227****ISSN 2518-1483 (Online),****ISSN 2224-5227 (Print)**

Owner: RPA "National Academy of Sciences of the Republic of Kazakhstan" (Almaty)

The certificate of registration of a periodic printed publication in the Committee of Information and Archives of the Ministry of Culture and Information of the Republic of Kazakhstan N 5540-Ж, issued 01.06.2006

Periodicity: 6 times a year

Circulation: 500 copies

Editorial address: 28, Shevchenko str., of 219-220, Almaty, 050010, tel. 272-13-19, 272-13-18,

<http://reports-science.kz/index.php/en/archive>

© National Academy of Sciences of the Republic of Kazakhstan, 2019

Address of printing house: ST "Aruna", 75, Muratbayev str, Almaty

UDC 621.315.592

L.U. Taimuratova¹, A. Seitmuratov²

¹ The Sh. Esenov Caspian state University of technology and engineering Aktau, Kazakhstan;

² Korkyt Ata Kyzylorda State University, Kyzylorda, Kazakhstan

LONGITUDINAL MAGNETORESISTANCE OF P-TYPE SILICON UNDER UNIAXIAL ELASTIC DEFORMATION

Abstract. An increase in the mobility of holes and electrons at uniaxial stress (compression or tension) was found, that is important in the technology of manufacturing transistors. We present the results of the pyezo resistance phenomenon, which increases the mobility of holes and electrons when uniaxial pressure is applied to the main crystallographic axes. It means the transformation by uniaxial pressure of the isoenergetical surface.

Key words: magneto resistance, pyezo resistance, silicon, uniaxial elastic deformation.

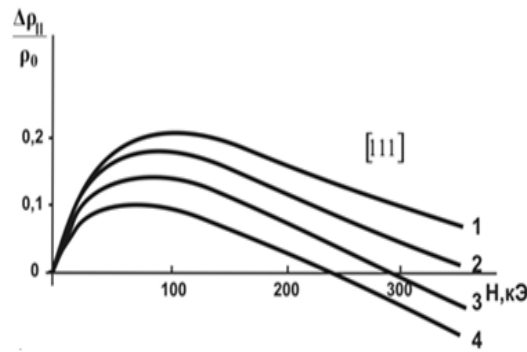
The special character of the change in the spectrum of the silicon valence band under uniaxial elastic deformation opens up new possibilities for studying the processes of current carrier scattering. In this regard, it would be interesting to study the effect of uniaxial elastic deformation on the valence band, since the latter, in addition to degeneration, changes the structure of the valence band and, with sufficient deformation, the gap between the valence subzones of heavy and light holes becomes so large that all charge carriers will be in the lower energy subzone of heavy holes. At the same time, if the measurements are carried out in weak electric fields, it is possible to study the magneto resistance only in one subzone of heavy holes (in the zone $j = \pm \frac{1}{2}$).

The results of such experimental researches are shown in the figure.1 (at T=77.4 K) for p-type silicon crystals [1-3]. P-type silicon crystals with resistivity $\rho_{300K} = 700 \text{ } \Omega \cdot \text{cm}$ were studied which were cut by the main crystallographic directions [111] at 77.4 K.

The transition of light holes into the subzone of heavy holes was completely excluded in our researches, because uniaxial pressure splits the subzone so that it becomes impossible to transition without external influence (for example, a strong electric field or powerful light). Since acoustic phonons are the main scattering mechanism for the samples studied by us at 77.4 K, it is natural to assume that negative magneto resistance is due to them, because uniaxial elastic deformation does not affect the scattering mechanism.

To determine the cause of negative magneto resistance, the studied samples were undergone to uniaxial elastic deformation [4]. As seen in figure 1, uniaxial elastic deformation does not remove the decline, but rather slightly increases it, and the magneto resistance gradually decreases with increasing uniaxial pressure and when the reaching the value $X=6 \cdot 10^3 \text{ kg/cm}^2$. it stops to depend on the pressure. Such action of p-type silicon magneto resistance was observed by us in our work [5].

In the saturation field of the pyezo resistance, the falling part of the magneto resistance crosses the zero line, forming a negative magneto resistance. In this regard, the saturated part of the magneto resistance in the case of $X \parallel J \parallel H \parallel [111]$ is reduced by two times in size.



$$X \cdot 10^3, \text{кГ} / \text{см}^2: 1-X=0; 2-1; 3-2; 4-3; 5-4, \rho_{300\text{K}} = 700\text{Ом} \cdot \text{см}, T = 77,4\text{K}$$

Figure 1- Dependence of magneto resistance on magnetic field strength at uniaxial deformation along crystallographic axes

This is due to the fact that when a uniaxial elastic compression deformation is applied to the crystal, along with the migration of light holes into the zone of heavy holes, the zone spectrum is rearranged, leading to the fact that with increasing pressure, heavy holes become lighter, their mobility increases, therefore, the magnitude of magneto resistance decreases.

The value of uniaxial elastic deformation achieved by us was sufficient to transform the isoenergetic surfaces of the valence subzones into ellipsoids of rotation (figure 2).

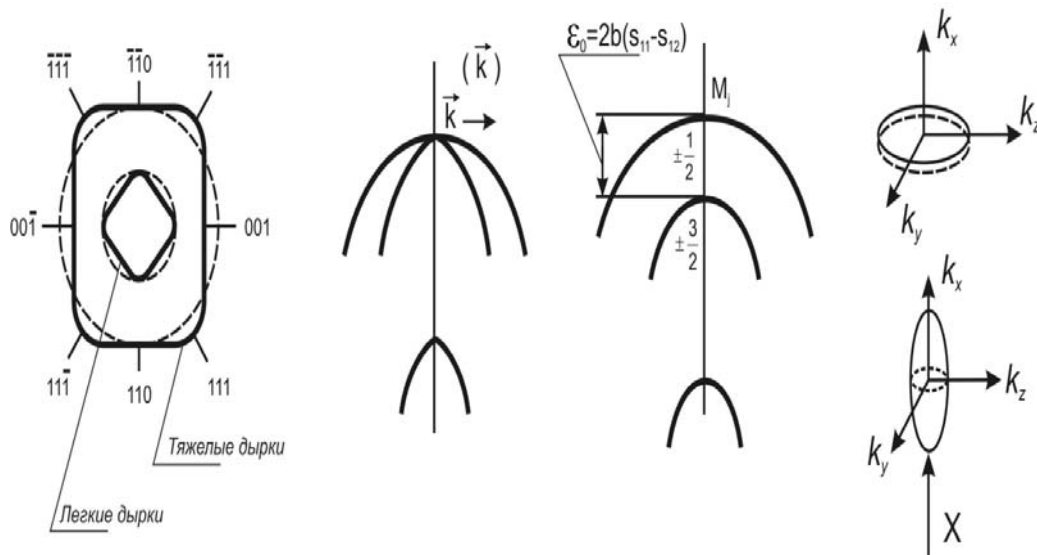


Figure 2 - Zone structure of silicon

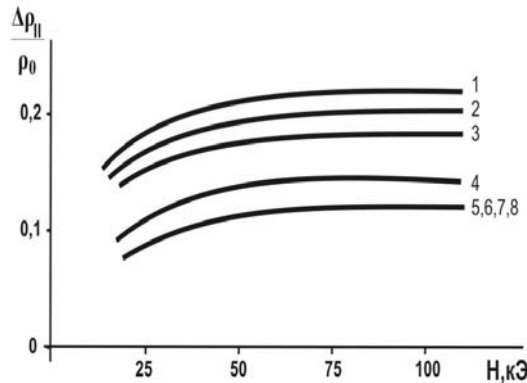
Thus, in fact, we are dealing only with a subzone of heavy holes (in the zone $j = \pm \frac{1}{2}$ is formed flattened, and in the zone $j = \pm \frac{3}{2}$ ellipsoids are formed elongated along the axis of deformation).

Therefore, it is natural to assume that the negative magneto resistance can be caused both by a change in the magnetic field of scattering on acoustic phonons, and not by the parabolicity of the zone.

Negative magneto resistance is observed in all studied silicon crystals with current carrier concentrations less than 10^{15}см^{-3} and $T \leq 200\text{K}$.

When a uniaxial elastic compression strain is applied to the crystal, along with the migration of light holes into the zone of heavy holes, the zone spectrum is rearranged, leading to the fact that with increasing pressure, heavy holes become lighter, their mobility increases, and the value of pyezo resistance decreases accordingly, therefore, the value of magneto resistance decreases.

This can be seen in figure 3, constructed by measuring the magnetoresistance of silicon p-type $\rho_{300K} = 100 \text{OM} \cdot \text{cM}$, $T=77.4 \text{ K}$ at different values of uniaxial pressure.



$X \cdot 10^3, \text{кГ/сМ}^2$: 1-0; 2-1; 3-2; 3-3; 4-3; 5-4; 6-5; 7-6,8-7. $\rho_{300K} = 100 \text{OM} \cdot \text{cM}$, $T = 77,4 \text{K}$

Figure 3-Dependence $\Delta\rho_{||} / \rho_0 = f(H)$ at different values of pressure

In the book [5] of the famous scientist I. M. Tsidilkovsky it is said that if the effective mass of conductivity of charge carriers takes a negative value, then the resistance of the sample will be negative. By placing such a sample in the resonant circuit or cavity of the resonator, continuous stable oscillations in the circuit or resonator can be maintained. Thus, a semiconductor with a negative effective conduction mass of charge carriers can be used as a oscillator.

To do this, some conditions must be fulfilled. In order the effective mass of conductivity to be negative, representing for a complex law of dispersion some averaged value of the component of the inverse mass tensor., it is necessary to concentrate most of the charge carriers in the field of k-space where the effective mass in this direction is negative. According to what was said earlier, in germanium and silicon, for example, the wave vectors of most of the heavy holes must fall into one of the cones of negative effective masses. In this case, in the direction perpendicular of the axis of the cone, the resistance should be negative. As the wave vector and the speed of holes are related to each other, for the occurrence of a negative resistance it is necessary that the directions of the holes' speed were to a limited extent or, in other words that a bunch of holes was created in the crystal. This is prevented by collisions of holes with irregularities of the crystal lattice. After each collision, the direction of the speed hole is changed. A very important type of interaction between charge carriers in germanium and silicon, namely scattering on acoustic phonons, which is almost elastic and isotropic, should lead to the fact that most of the charge carriers will leave a relatively narrow cone of negative effective masses, and, therefore, the generator in such conditions is impossible to realize.

As it is impossible to completely avoid collisions of charge carriers in the crystal, it is necessary to try to find out which scattering mechanism least prevents the formation of a beam of charge carriers. Two types of collisions could provide this:

1. Collisions, in which the direction of speed is generally changed very little. Such scattering mechanisms in crystals practically do not exist.

2. Collisions, in which the charge carrier almost completely loses energy and impulse, the electric field speeds up it after the collision in the right direction.

Inelastic scattering on optical phonons is just the kind of interaction of charge carriers with the crystal lattice, which is less than others prevents the formation of a carrier beam with negative effective masses. Indeed, after each act of inelastic scattering on optical phonons, the charge carrier loses almost all energy and impulse and then can be speeded up by the electric field in the desired direction (in the field of negative effective masses) until the next collision. Therefore, the predominant scattering on optical phonons should not prevent the creation of an amplifier (generator).

Semiconductors having charge carriers with negative effective masses and which have a high probability of scattering of these carriers on optical phonons are able to serve to amplify or generate (microwave-ultrahigh frequency) oscillations

Л. У. Таймуратова¹, А. Ж. Сейтмұратов²

¹Ш. Есенов атындағы Каспий мемлекеттік технология және инжиниринг университеті, Ақтау, Қазақстан;
²Қорқыт Ата атындағы Қызылорда мемлекеттік университеті, Қызылорда, Қазақстан

БІР ОСЬТІ СЕРПІМДІ ДЕФОРМАЦИЯ КЕЗІНДЕГІ Р-ТИПТІ КРЕМНИЙДІҢ БОЙЛЫҚ МАГНЕТТІК КЕДЕРГІСІ

Аннотация. Бір осьтік кернеу (сығылу немесе созылу) кезінде кемтіктер мен электрондардың қозғалғыштығының артуы анықталды, бұл транзисторларды дайындау технологиясында маңызды болып саналады. Бас кристаллографиялық осьтерге бір осьті қысымды түсіргенде, кемтіктер мен электрондардың қозғалысы артатынын, пьезокедергі құбылыстарының нәтижелесінде болатынын ұсынамыз. Бұл изоэнергетикалық беттің бір осьтік қысымының өзгеруімен түсіндіріледі.

Түйін сөздер: магниттік кедергі, пьезокедергі, кремний, бір осьті серпімді деформация.

Л.У. Таймуратова¹, А. Ж. Сейтмұратов²

¹ Каспийский государственный университет технологий и инжиниринга им. Ш. Есенова, Ақтау, Казахстан;
² Кызылординский государственный университет им. Коркыт Ата, Кызылорда, Казахстан

ПРОДОЛЬНОЕ МАГНЕТСОПРОТИВЛЕНИЕ КРЕМНИЯ Р-ТИПА ПРИ ОДНООСНОЙ УПРУГОЙ ДЕФОРМАЦИИ

Аннотация. Установлено увеличение подвижности дырок и электронов при одноосном напряжении (сжатии или растяжении), что немаловажно в технологии изготовления транзисторов. Представляем результаты явления пьезосопротивления, которое увеличивает подвижности дырок и электронов при приложении одноосного давления X к главным кристаллографическим осям. Этим объясняется преобразование одноосным давлением изоэнергетической поверхности.

Ключевые слова: магнетосопротивление, пьезосопротивление, кремний, одноосная упругая деформация.

Information about the authors:

Taimuratova Lidiya Ungarbaevna - Candidate of physical and mathematical sciences. Associate Professor Of «Natural Sciences» Caspian state University of technology and engineering named after Sh. Esenov. The Republic of Kazakhstan 130200, mikr-n 32, Mangistau region, Aktau., taimuratova@mail.ru. <https://orcid.org/0000-0002-1692-4350>

Seitmuratov Angisin – Doktor of Physical and Matematical Sciences, Professoz Korkyt Ata Kyzylorda State University, The Republic of Kazakhstan. 120014 City of Kyzylorda, 29A Aitere bie str angisin@mail.ru. <https://orcid.org/0000-0002-9622-9584>

REFERENCES

- [1] Kolomoets V., Baidakov V. Orazgulyev B., Taimuratova L.U. at al. Application of piezoresistance effect in highly Uniaxially Strained p-Si and n-Si for current-carrier mobility increase // Phys. Status Solidi. 2009. Вып. 246, №3. P.652-654.
- [2] Kolomoets V., Baidakov V. Orazgulyev B., Taimuratova L.U. at al. Strain-induced Nonlinear Behaviour of Electron Effective Mass in Degenerately Doped n-Si (P) Under High Uniaxially Pressure $X \parallel [111]$ // Phys. Status Solidi. 2009. Вып. 246, №3. P.612-614.
- [3] Orazgulyev B., Taimuratova L. U. Negative longitudinal magnetoresistance of p – type silicon on negative effective masses at $J \parallel H \parallel [111]$. Vestnik nyats. 2006. Vol.4(28). С. 64-70.
- [4] Orazgulyev B., Tajimuratova L. U. Longitudinal magnetoresistance of uniaxially deformed p-silicon $J \parallel B \parallel [001]$ // UFI. 2008. P. 246-249.
- [5] Tsidilkovski I. M. Electrons and holes in semiconductors. Moscow: «Science», 1972.- 640 P.
- [6] Seitmuratov A., Taimuratova L., Zhussipbek B., Seitkhanova A., Kainbaeva L. Conditions of extreme stress state// News of the National Academy of Sciences of the Republic of Kazakhstan. Series of Geology and Technical Sciences. 2019. Volume 5, Number 437 (2019), 202 – 206 <https://doi.org/10.32014/2019.2518-170X.143>
- [7] Seitmuratov A., Tileubay S., Toxanova S., Ibragimova N., Doszhanov B., Aitimov M.Zh. The problem of the oscillation of the elastic layer bounded by rigid boundaries//News of NAS RK. Series of physico-mathematical. 2018 5(321): 42 – 48 (in Eng). ISSN 2518-1726 (Online), ISSN 1991-346X (Print). <https://doi.org/10.32014/2018.2518-1726.6>
- [8] Almagambetova A., Tileubay S., Taimuratova L., Seitmuratov A., Kanibaikyzy K. Problem on the distribution of the harmonic type Relay wave// News of the National Academy of Sciences of the Republic of Kazakhstan. Series of Geology and Technical Sciences. 2019. 1(433): 242 – 247 (in Eng.). ISSN 2518-170X (Online), ISSN 2224-5278 (Print). <https://doi.org/10.32014/2019.2518-170X.29>

**Publication Ethics and Publication Malpractice
in the journals of the National Academy of Sciences of the Republic of Kazakhstan**

For information on Ethics in publishing and Ethical guidelines for journal publication see <http://www.elsevier.com/publishingethics> and <http://www.elsevier.com/journal-authors/ethics>.

Submission of an article to the National Academy of Sciences of the Republic of Kazakhstan implies that the work described has not been published previously (except in the form of an abstract or as part of a published lecture or academic thesis or as an electronic preprint, see <http://www.elsevier.com/postingpolicy>), that it is not under consideration for publication elsewhere, that its publication is approved by all authors and tacitly or explicitly by the responsible authorities where the work was carried out, and that, if accepted, it will not be published elsewhere in the same form, in English or in any other language, including electronically without the written consent of the copyright-holder. In particular, translations into English of papers already published in another language are not accepted.

No other forms of scientific misconduct are allowed, such as plagiarism, falsification, fraudulent data, incorrect interpretation of other works, incorrect citations, etc. The National Academy of Sciences of the Republic of Kazakhstan follows the Code of Conduct of the Committee on Publication Ethics (COPE), and follows the COPE Flowcharts for Resolving Cases of Suspected Misconduct (http://publicationethics.org/files/u2/New_Code.pdf). To verify originality, your article may be checked by the originality detection service Cross Check <http://www.elsevier.com/editors/plagdetect>.

The authors are obliged to participate in peer review process and be ready to provide corrections, clarifications, retractions and apologies when needed. All authors of a paper should have significantly contributed to the research.

The reviewers should provide objective judgments and should point out relevant published works which are not yet cited. Reviewed articles should be treated confidentially. The reviewers will be chosen in such a way that there is no conflict of interests with respect to the research, the authors and/or the research funders.

The editors have complete responsibility and authority to reject or accept a paper, and they will only accept a paper when reasonably certain. They will preserve anonymity of reviewers and promote publication of corrections, clarifications, retractions and apologies when needed. The acceptance of a paper automatically implies the copyright transfer to the National Academy of sciences of the Republic of Kazakhstan.

The Editorial Board of the National Academy of sciences of the Republic of Kazakhstan will monitor and safeguard publishing ethics.

Правила оформления статьи для публикации в журнале смотреть на сайте:

www.nauka-nanrk.kz

ISSN 2518-1483 (Online), ISSN 2224-5227 (Print)

<http://reports-science.kz/index.php/en/archive>

Редакторы *М. С. Ахметова, Т.А. Апендиев, Д.С. Аленов*
Верстка на компьютере *А.М. Кульгинбаевой*

Подписано в печать 12.12.2019.
Формат 60x881/8. Бумага офсетная. Печать – ризограф.
15,3 п.л. Тираж 500. Заказ 6.